



National Marine Manufacturers Association

nmma.org

ECONOMIC SIGNIFICANCE OF RECREATIONAL BOATING IN FLORIDA

CONGRESSIONAL DISTRICT 23

Number of Recreational Boats*	18,662
Recreational Boating Industry Businesses	272
Total Jobs	2,511
Annual Recreational Boating-Related Spending	\$128.4 MILLION





TOTAL ANNUAL ECONOMIC IMPACT OF RECREATIONAL BOATING:

\$309.6 MILLION

RECREATIONAL BOATS IN FL-23

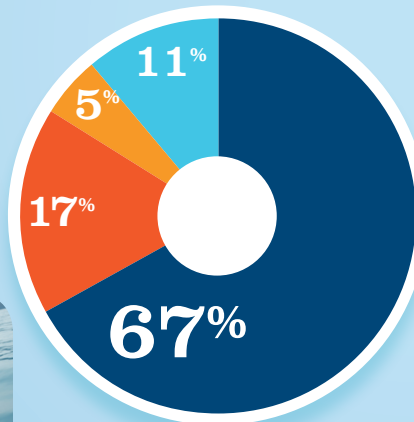
TOTAL BOATS*	18,662
REGISTERED BOATS	18,662
Power boats	14,365
PWCs	3,363
Sailboats	633
Other Boats	301
HOUSEHOLDS PER BOAT	15.6



* Total boats are registered boats as reported by states to the USCG.

RECREATIONAL BOATING CREATES JOBS IN FL-23

TOTAL BOATING JOBS	2,929
Boat Building	326
Motor / Engine Mfgr.	9
Accessory / Supplies Mfgr.	136
Dealers / Wholesalers	483
Boat Services	1,975

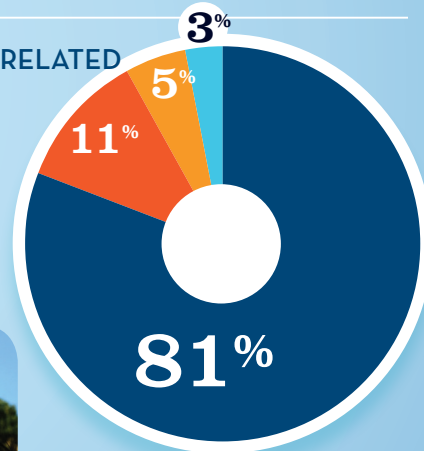


BOAT BUILDING 11%
DLRS/WHOLESALERS 17%
MOTOR/ENG. MFGR. + 0%
ACC./SUPPLIES MFGR. 5%
BOAT SERVICES 67%



RECREATIONAL BOATING-RELATED BUSINESSES IN FL-23

TOTAL BUSINESSES	272
Boat Building	8
Motor / Engine Mfgr.	1
Accessory / Supplies Mfgr.	14
Dealers / Wholesalers	30
Boat Services	219

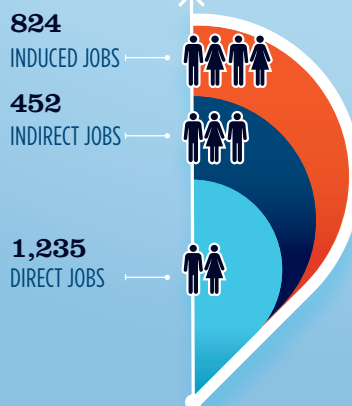


BOAT BUILDING 11%
DLRS/WHOLESALERS 11%
MOTOR/ENG. MFGR. + 0%
ACC./SUPPLIES MFGR. 5%
BOAT SERVICES 81%



ESTIMATED JOBS IMPACT OF RECREATIONAL BOATING-RELATED SPENDING IN FL-23

EST. TOTAL JOBS	2,511
EST. TOTAL LABOR INCOME (MILLIONS)	\$104.8
Est. Direct Income	\$43.8
Est. Indirect Income	\$24.9
Est. Induced Income	\$36.1



RECREATIONAL BOATING INDUSTRY SALES IN FL-23

Boat Building	\$69.8 MILLION
Motor / Engine Mfgr.	\$5.3 MILLION
Accessory / Supplies Mfgr.	\$31.1 MILLION
TOTAL MFG. SALES	\$106.1 MILLION
Dealers / Wholesalers	\$231.2 MILLION
Boat Services	\$660.2 MILLION
TOTAL RETAIL & SERVICES SALES	\$891.4 MILLION

BOAT BUILDING 11%
DLRS/WHOLESALERS 21%
MOTOR/ENG. MFGR. 1%
ACC./SUPPLIES MFGR. 5%
BOAT SERVICES 73%

Source: NMMMA's Center of Knowledge; Recreational Marine Research Center at Michigan State University